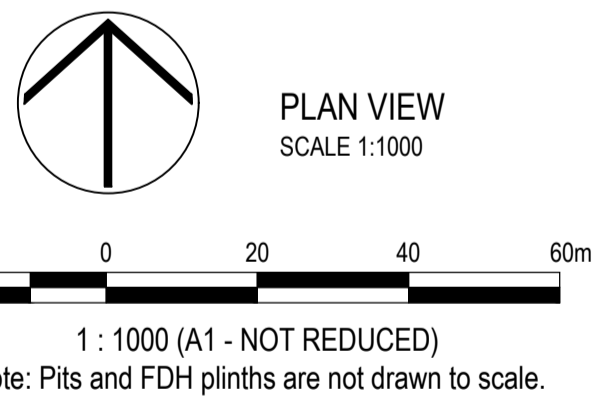


AS CONSTRUCTED
 Hembrow's Electrical Service Pty Ltd
 Name: Wayne Eddings Ph: (07) 3290 4899
 Signed: *Wayne Eddings* Date: _____



SITE INFORMATION

TOTAL NUMBER OF LOTS
 61

PROPERTY DESCRIPTION
 LOTS 1681-1688, LOT 1692-1707 & LOT 1709-1724
 CANCELLING LOT 4 ON SP259126 & LOT 1027 ON SP275376.

REVISED ISSUE

• Telecommunications infrastructure will be provided by NBN™
 • NBN™ will own the conduits and pits.
 • This installation shall comply with NBN-TE-CTO-194 V8.0

NBN PITS
 NBN PITS MUST BE INSTALLED IMMEDIATELY OUTSIDE THE EXCLUSION ZONE (ERGON 400mm & ENERGEX 600mm) OF THE ELECTRICITY PILLAR & EXACTLY 3m FROM CORNER TRUNCATIONS AS PER DETAIL B.

NBN CONDUIT SCHEDULE - CIVIL CONTRACTOR

CODE	ITEM	Refer: AS/NZS 1477:2006 - Table 4.2(A)			QUANTITY (metres)
		WALL THICKNESS	MEAN OUTSIDE DIA.	MEAN INSIDE DIA.	
P20	SDU service drop	PN12	27mm	24mm	5
P50	MDU service drop	PN12	60mm	54mm	-
P50	road crossing	PN12	60mm	54mm	127
P100	road crossing	PN9	114mm	104mm	72
P100	footpath conduits adj. retaining walls	PN9	114mm	104mm	23
Additional trenching					-

NBN CONDUIT SCHEDULE - ELECTRICAL CONTRACTOR

CODE	ITEM	Refer: AS/NZS 1477:2006 - Table 4.2(A)			QUANTITY (metres)
		WALL THICKNESS	MEAN OUTSIDE DIA.	MEAN INSIDE DIA.	
P20	SDU service drop	PN12	27mm	24mm	255
P50	MDU service drop	PN12	60mm	54mm	-
P50	footpath	PN12	60mm	54mm	63
P100	footpath	PN9	114mm	104mm	540
P100	distribution network	PN9	114mm	104mm	-
Additional trenching					-

NBN PIT SCHEDULE - ELECTRICAL CONTRACTOR

PIT CODE	ITEM	NOMINAL EXTERNAL DIMENSIONS	QUANTITY
2	service drop access pit	650 x 280 x 565mm	8
5	service/boundary pit (single lid)	700 x 450 x 650mm	15
6	local network connection pit (dual lid)	1360 x 555 x 650mm	3
8	distribution/local network connection pit (dual lid)	1360 x 555 x 860mm	-

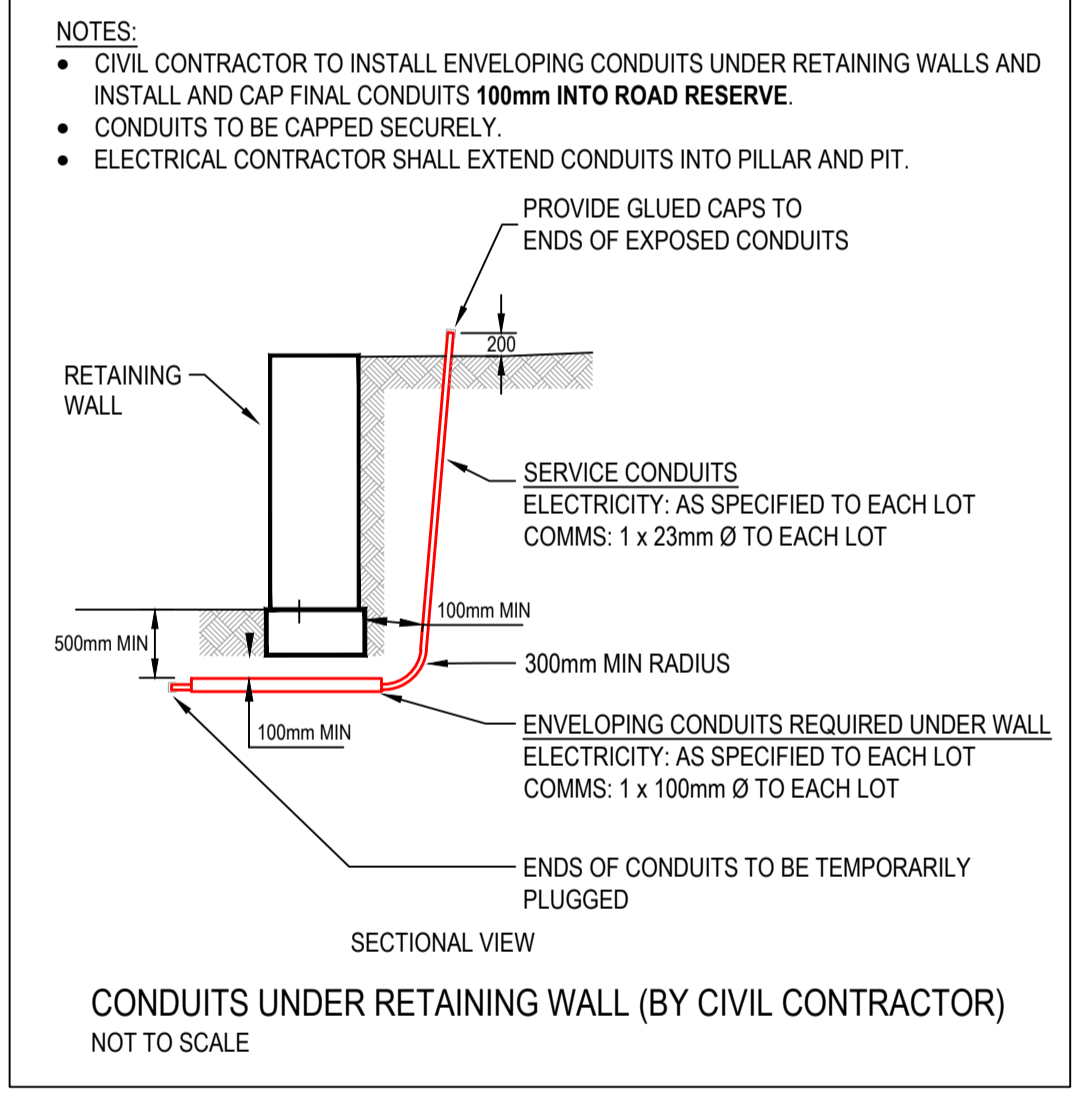
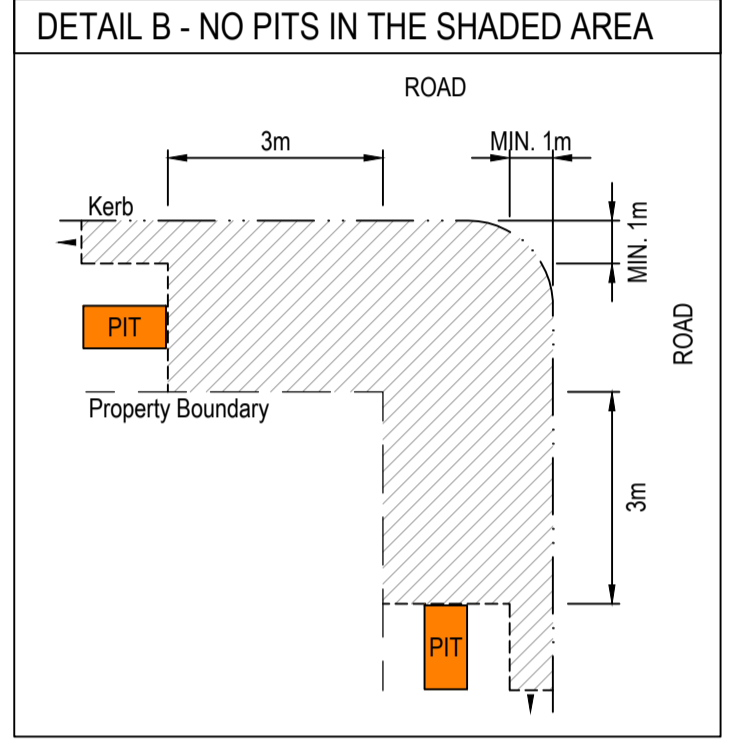
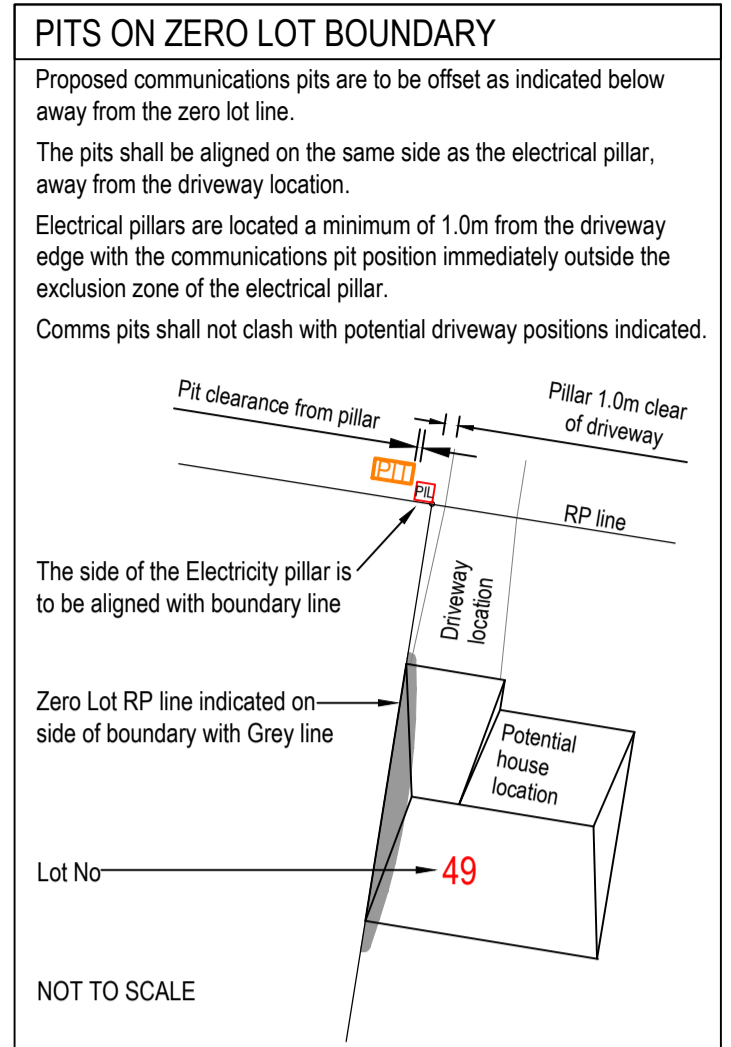
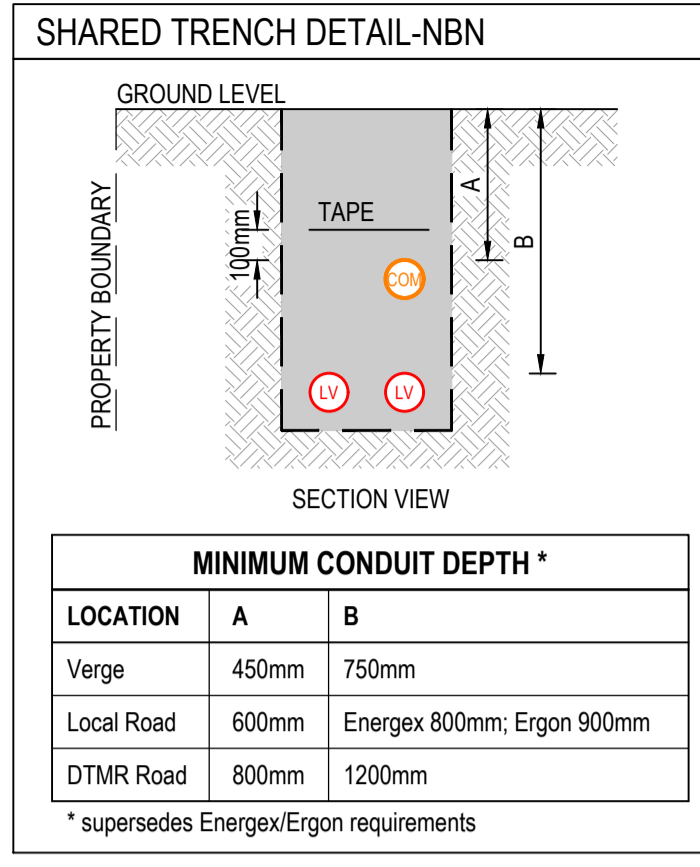
NBN PIT SCHEDULE - NBN CONTRACTOR

PIT CODE	ITEM	NOMINAL EXTERNAL DIMENSIONS	QUANTITY
5	service/boundary pit (single lid)	700 x 450 x 650mm	5

SOURCE DOCUMENTS

CREATOR	DRAWING	DWG. NO.	REV. NO.	DATE
NICK MAMALIS	Electrical Reticulation	C833	A	14/01/2019

CAUTION: ROAD NAMES NOT YET APPROVED



NOTES - NBN

NBN conduits and pits shall be installed in compliance with NBN Co specification: NBN-TE-CTO-194 V 8.0 *New Developments: Deployment of the NBN Co Conduit and Pit Network - Guidelines for Developers*. This can be downloaded at: <http://www.nbnco.com.au/develop-or-plan-with-the-nbn-new-developments/design-build-install/pit-and-pipe-build-process.html>

Additional requirements and explanatory information are contained in Robin Russell & Associates' General Specification for Installation of Electricity Reticulation and Street Lighting - Issue 'AA'.

For details of trenching and electrical conduits, refer associated RRA works plan.

In residential subdivisions, NBN conduits shall be laid in shared trenches, above electricity conduits. The Civil Contractor shall install road-crossing conduits and other conduits as shown (see legend).

In commercial subdivisions, or where no electricity conduit is present, NBN conduits shall be laid on the standard telecommunications alignment, as specified.

On State roads, the required cover of 1200mm precludes the use of shared trenches.

The installation of white warning tape is NOT required. If conduit is not installed in a shared trench with electricity, brass "C" markers shall be installed in the kerbs directly above road-crossing conduits.

Contractors shall not access existing Telstra pits or conduits.

Pits shall be installed relative to the property boundary as shown, immediately outside the exclusion zone of the electricity pillar.

The Electrical Contractor shall ascertain final verge levels from the Civil Contractor before installing conduits & pits.

The Electrical Contractor shall give the Superintendent written notice (a) 10 business days before it anticipates achieving Practical Completion of the conduit and pit installation, and (b) on achieving Practical Completion, to allow the required notices to be given to NBN Co.

Conduit lengths are nominal horizontal distances only. Fibre lengths shall be verified in advance by actual measurement.

The electrical contractor shall perform mandrel testing of all telecommunications conduits, including cross-road and lead-in conduits installed by the civil contractor.

LEGEND: NBN CONDUITS & PITS

- Fibre Access Node (FAN) site
- Fibre Distribution Hub (FDH) site - 1m x 1m
- Proposed 100mm Main Conduit
- Proposed 50mm Lateral Conduit
- Proposed 23mm Service Drop
- Proposed length of bored conduit
- Conduits by Civil Contractor
- Proposed shared trench
- Service Drop Access Pit
- Local Network Pit
- Premises Connection (Houses an MPT)
- Boundary Pit
- Cross-Road & Other Premises Connection (No MPT)
- Local Network Connection Pit
- Premises Connection & Fibre Splice Closure
- Distribution / Local Network Connection Pit at entry/exit to estate; @ 250m ccs on distribution conduit
- Fibre Distribution Hub (FDH) Pit
- Within 5m of FDH Site
- Multi Dwelling Unit (MDU)
- Marker Post (Post to be numbered)
- Depth over alignment indicator (used with every Marker Post)
- Descriptor Box (Description of type of work & Quantity involved)
- Transformer
- Pad Mount / Pole Mount
- Existing Telstra conduit trench layout (Proposed conduit indicated for comms cable)
- Existing NBN 100mm conduit
- Existing Telstra P100 conduit
- Existing or proposed Energex pole (& pole ID)
- Existing Telstra Exchange
- Existing Telstra Pits (size 2,3,4,5,6,7,8 or 9)
- Existing Telstra Manholes (Access Chambers)
- Existing Traffic Signals Box
- Existing network item to be removed/replaced
- 'C' communications marker plate

'AS CONSTRUCTED' DOCUMENTS

The electrical contractor shall email the "as constructed" drawing, test results & closure documents to: asconstructed@robus.com.au

'AS CONSTRUCTED' CERTIFICATION

I certify as follows:

The installation of NBN conduits and pits has been completed in accordance with this drawing & NBN specification NBN-TE-CTO-194, subject to any changes marked up in red. Mandrel testing of all conduits has been performed as detailed on the attached Mandrel Test Report.

The minimum depths of conduits are as specified, except as marked up in red.

signature of certifier: _____
 name of authorised certifier: _____
 date of certification: _____
 name of company: _____
 certifier's position: _____

CONSTRUCTION CONTACTS

ELECTRICAL ENGINEER
 ROBIN RUSSELL & ASSOCIATES PTY LTD
 ELECTRICAL DESIGNER
 NICK MAMALIS Ph: 0488 018 806
 COMMS CONDUIT DESIGNER
 SHANE MILLS - 07 353 4660
 CONSTRUCTION COORDINATOR
 BERNIE RUSSELL Ph: 0413 598 560

CIVIL ENGINEER
 KN GROUP PTY LTD
 TARA EVANS Ph: 3017 1900

SURVEYOR
 LANDPARTNERS LIMITED
 JOHN DAVIDSON Ph: 3842 1000

LANDSCAPE ARCHITECT
 FORM LANDSCAPE ARCHITECTS
 EDWIN DARCE Ph: 3216 0606

GAS
 APA
 PATRICE HOLLAND Ph: 3215 6655

DATE	REV	REVISION	APP.	DATE	REV	REVISION	APP.	CURRENT REVISION CHANGES:
23/01/2019	A	ORIGINAL	RR					Rev B: PIT-001 to PIT-005 to be installed by NBN contractors.
03/08/2020	B	PIT-001 to PIT-005 INSTALLED BY NBN	RR					

Robin Russell & Associates
 CONSULTING ENGINEERS - ELECTRICAL

SUBDIVISION ELECTRICAL SERVICES
 204/5 Seaview Street, Shalford, QLD 4053
 Tel: (07) 3872 5566
 Fax: (07) 3872 5566
 Email: info@robus.com.au
 www.robus.com.au
 A.B.N. 78 010 589 661

SPECIFICATION NO.	DESIGNED	CHECKED	APPROVED BY	SIGNED	DATE
NBN-TE-CTO-194	SHANE MILLS	K.R.	ROBIN RUSSELL RPEQ 1546	<i>Robin Russell</i>	23/01/2019
COUNCIL	GOLD COAST CITY				
COUNCIL REF	PN333423/12/DA8				
UBD REF	Map 326 Gnd MT				
DWT REV	V47 - 20181213				

NBN CONDUITS & PITS

LOCATION
GAINSBOROUGH GREENS PRECINCT 7.3D
GAINSBOROUGH DRIVE
 PIMPAMA - 4209

CLIENT
MIRVAC PACIFIC PTY LTD

DRAWING No.
C833-N-01B

NBN ID REQUEST No.
AYCA-5Q1KJW

SHEET No.
1 OF 1

A1

THIS DOCUMENT IS COPYRIGHT AND THE PROPERTY OF ROBIN RUSSELL & ASSOCIATES PTY LTD AND MUST NOT BE RETAINED, COPIED OR USED WITHOUT AUTHORITY.